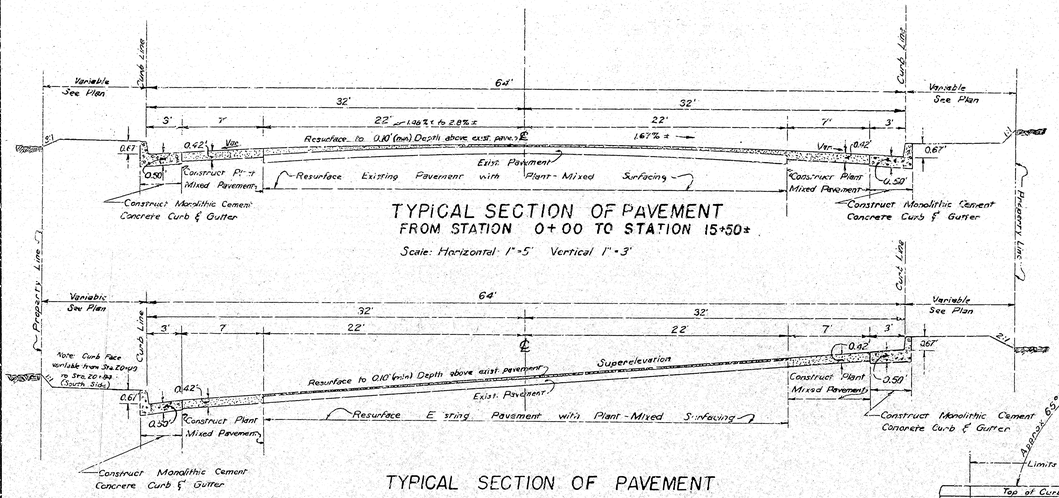

TYPICAL SECTION OF PAVEMENT
FROM STATION 0+00 TO STATION 15+50±
Scale: Horizontal: 1" = 5' Vertical 1" = 3'

TYPICAL SECTION OF PAVEMENT
FROM STATION 15+50± TO STATION 20+83±
Scale: Horizontal 1" = 5' Vertical 1" = 3'

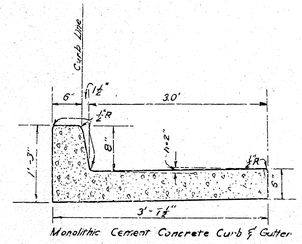

TYPICAL SECTION OF CURB & GUTTER
Scale: 1" = 1'

Note:
Construct ½" Expansion Joints thru all Curb and Gutter at intervals of 60 feet.

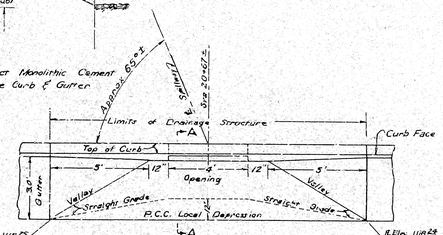

LOCAL DEPRESSION FOR CURB WINDOW
Scale: 1" = 3'



TYPICAL ELEVATION CURB WINDOW
Scale: 1" = 3"

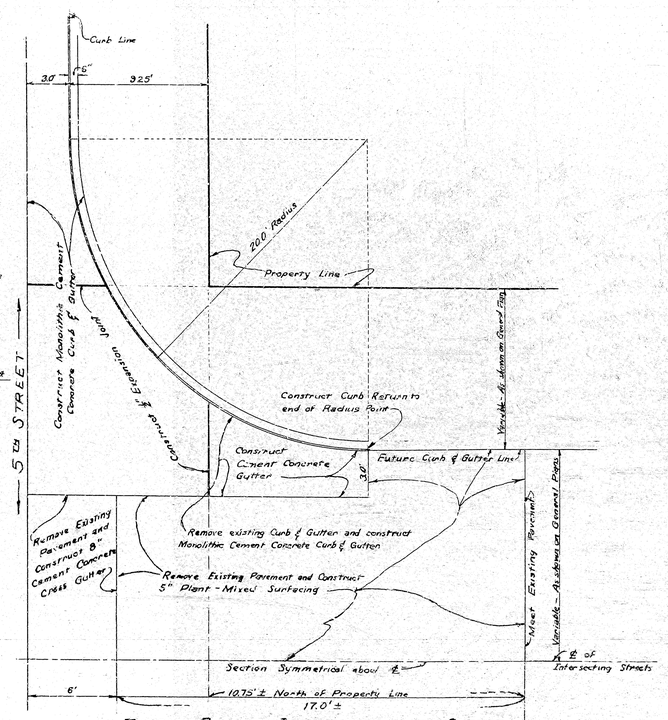

TYPICAL PLAN OF INTERSECTION WITH GUTTER CROSSING THE INTERSECTING STREET
Scale ½" = 1'

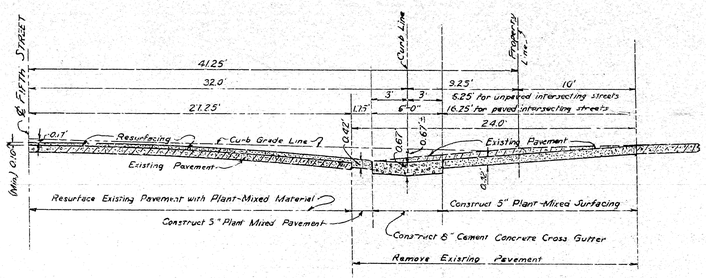

TYPICAL HALF SECTION OF PAVEMENT ON CENTER LINE OF INTERSECTING STREET.
FOR INTERSECTIONS WITH GUTTER CROSSING THE INTERSECTING STREET.
Scale:- Horizontal 1" = 5' - Vertical 1" = 3'

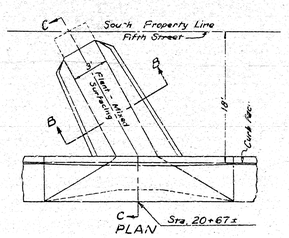

PLAN
No Scale
Sta. 20+67±

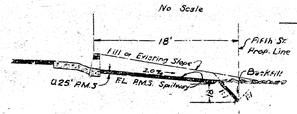

SECTION C-C
No Scale

SECTION B-B
Scale 1" = 4'

R.M.S. SPILLWAY

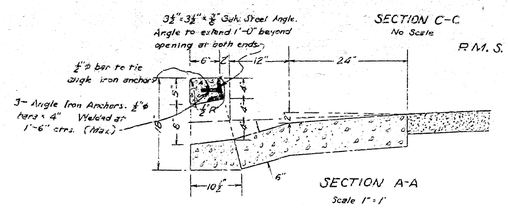

SECTION A-A
Scale 1" = 1'

PLAN 2103
Sheet 3 of 3 sheets

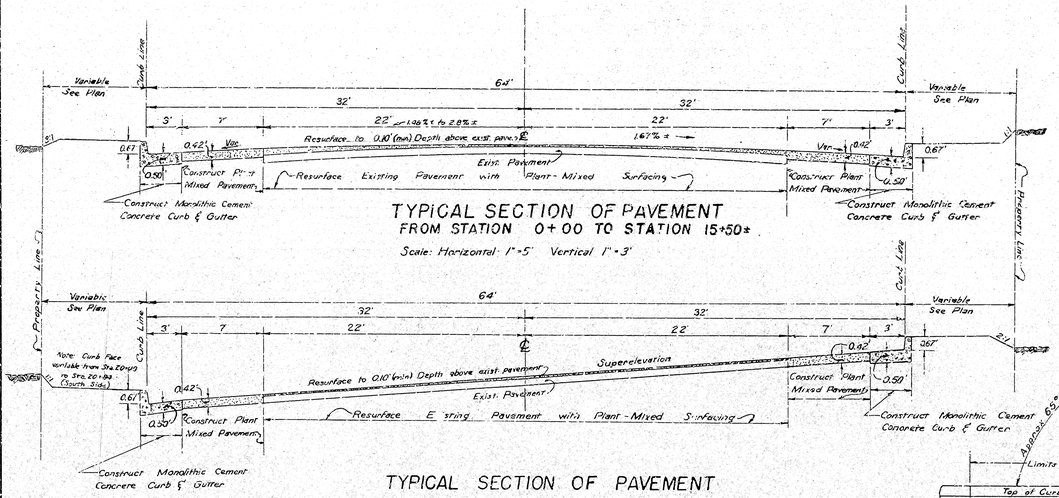

TYPICAL SECTION OF PAVEMENT
FROM STATION 0+00 TO STATION 15+50±
Scale: Horizontal: 1" = 5' Vertical 1" = 3'

TYPICAL SECTION OF PAVEMENT
FROM STATION 15+50± TO STATION 20+83±
Scale: Horizontal 1" = 5' Vertical 1" = 3'

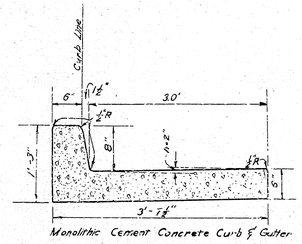

TYPICAL SECTION OF CURB & GUTTER
Scale: 1" = 1'

Note:
Construct ½" Expansion Joints thru all Curb and Gutter at intervals of 60 feet.

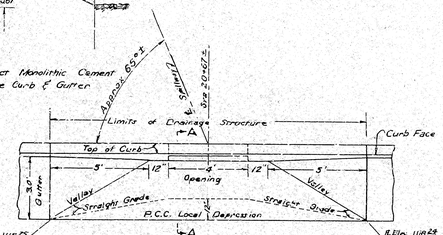

LOCAL DEPRESSION FOR CURB WINDOW
Scale: 1" = 3'



TYPICAL ELEVATION CURB WINDOW
Scale: 1" = 3"

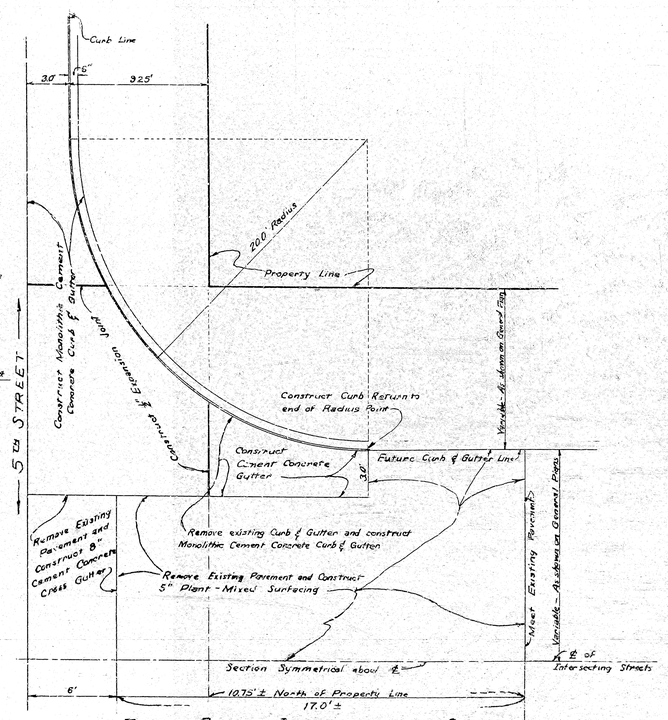

TYPICAL PLAN OF INTERSECTION WITH GUTTER CROSSING THE INTERSECTING STREET
Scale ½" = 1'

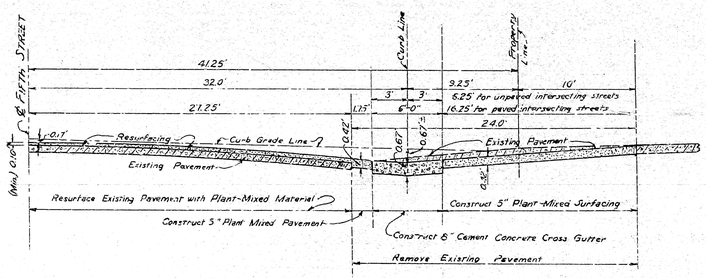

TYPICAL HALF SECTION OF PAVEMENT ON CENTER LINE OF INTERSECTING STREET.
FOR INTERSECTIONS WITH GUTTER CROSSING THE INTERSECTING STREET.
Scale:- Horizontal 1" = 5' - Vertical 1" = 3'

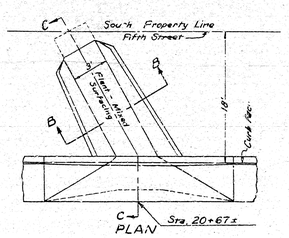

PLAN
No Scale
Sta. 20+67±

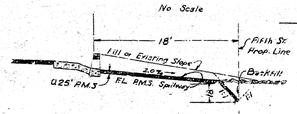

SECTION C-C
No Scale

SECTION B-B
Scale 1" = 4'

R.M.S. SPILLWAY

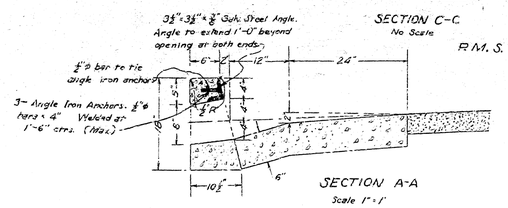

SECTION A-A
Scale 1" = 1'

PLAN 2103
Sheet 3 of 3 sheets